


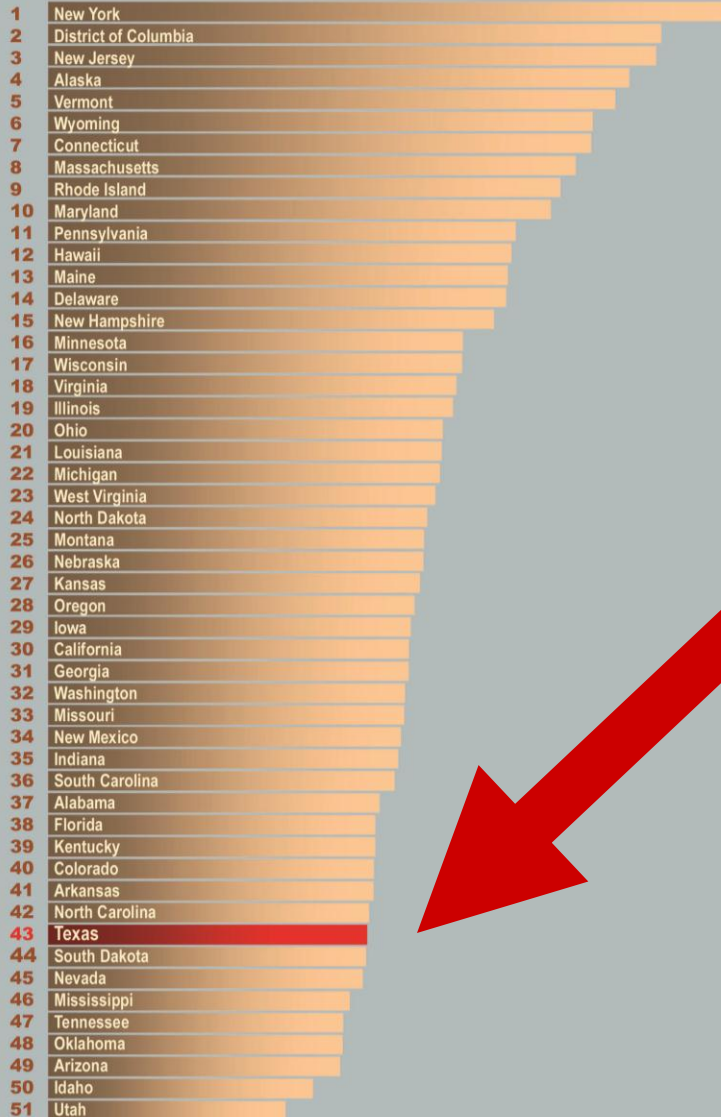


Fair Funding Now!

Excellent Schools for All Texas Students



Texas ranks 43rd in funding per student



Data source: 2009 Annual Survey of Local Government Finances – School Systems, U.S. Census Bureau



Billions Were Taken Away

And the cuts were made in ways that hurt the poorest schools the hardest.

Education is not a luxury that can be taken away when times are hard.

These cuts will bring about disastrous results for our youth, for our families, our economy and for our state as a whole.

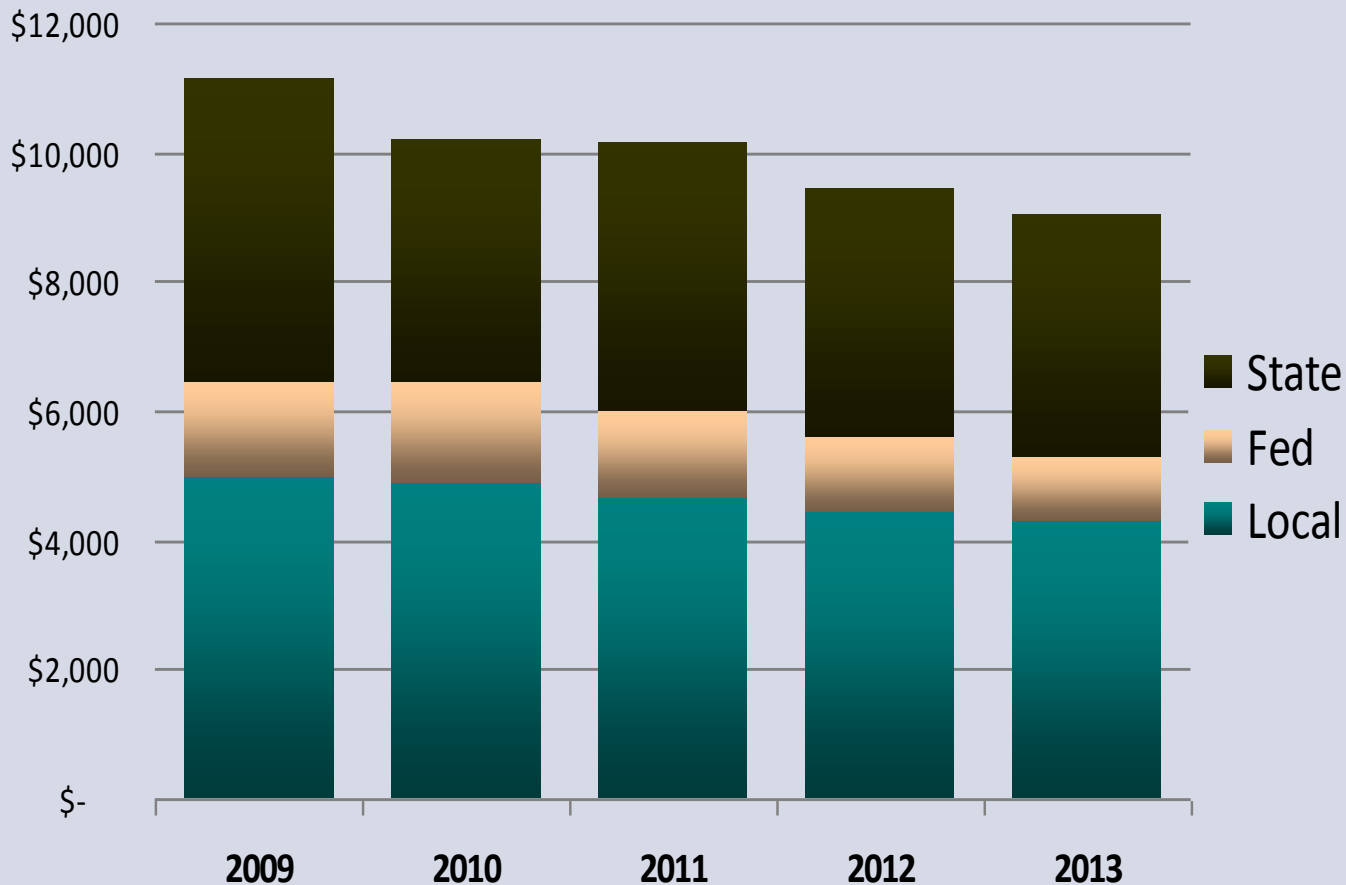
We must have excellent and equitable education for all Texas school children.



Billions Were Taken Away

- The state cut all public school funding by \$4 billion.
- It also cut *an additional* \$1.2 billion for special programs that went to districts for Pre-K programs, dropout prevention and teacher training.
- The state also refused to cover the cost for increased student enrollment – costing schools another \$1.2 billion.

The State is Divesting in Education – Not Investing



Source: Center for Public Policy Priorities, 2011



Texas is Rich – But Our Public Schools Are Poor

Texas is the **second richest state**
in the country...

but ranks **47th in revenue raised** per capita.

**It's time to put our money
where our children are!**

Underfunded Schools Result in Undereducated Students

Three in 10 students in the freshmen class of 2006-07 left school prior to graduation.

Texas ranks only 40th in the nation in the percentage of 25- to 34-year-olds with an associate degree or higher.

71 percent of White students in Texas were considered college-ready in math compared to 50 percent of Hispanic students.

In 2011, African American students scored almost 100 points lower on the SAT than White students in reading and 101 points lower in math.

And this was before the funding cuts!



Special Interests Got the Breaks – But Schools Got the Bill

The Texas Legislature had the option to close loopholes that give tax breaks to many special interests but chose to give them breaks instead.

At the same time, they forced local schools to **pick up the tab** by raising taxes or cutting programs for students.



Texas School Funding is Still Inequitable

In Texas, some children are considered more valuable than others



The legislature could have created equity, but walked away – pushing millions of Texas children aside.

Figures based on average projected revenue per weighted student for 2010-11 using class size of 25. Calculated by IDRA. Data source: Texas Attorney General's Office, October 2012.



The 100 richest school districts will have **\$35,775 more** to spend **per classroom** on teachers, curriculum, books, technology tools and supplies



Poorest 100 school districts



Richest 100 school districts

It doesn't have to be this way

Figures based on average projected revenue per weighted student for 2010-11 using class size of 25. Calculated by IDRA. Data source: Texas Attorney General's Office, October 2012.



All Schools Lost Money – But the Poorest Were Hurt the Most

Simplistic across-the-board cuts are highly inequitable when applied on top of a school funding system that was **already under-funded and inequitable** by hundreds, and in some cases, thousands of dollars per student.



Fair Funding Now!

Excellent Schools for All Texas Students

Join the many communities across the state that are taking action to make sure that schools are equipped to guarantee that **all children graduate ready for college and career.**



Ideas for Taking Action

- **Talk to other families** in your neighborhood and the larger community.
- **Document and report** how funding cuts are affecting your school.
- Organize a group to **speak** at public events.
- **Work with your PTA** to take a stand for equitable funding and publicize it.
- Go to a **city council** or county commissioners meeting and tell them about the impact of funding cuts on local children.
- Talk to **clergy** about funding inequity and approach congregations.
- Hold a **news conference** on the issue.
- **Write a letter** or talk to your state elected officials.
- Organize a **letter writing campaign** in support of fair funding of schools.

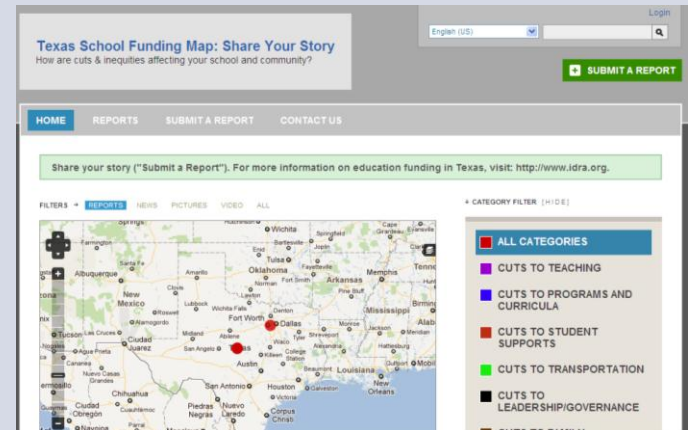
Interactive Online and Social Media Tools

Share your story: How are funding cuts affecting your school?

schoolfunding.crowdmap.com

See a Google **map of funding cuts** by county & school district

http://www.idra.org/Courageous_Connections/Events/Fair_Funding_Now/



Interactive Online and Social Media Tools

Visit IDRA's **OurSchool portal** to see funding information & compare school districts.

English: www.idra.org/OurSchool

The left screenshot shows the IDRA OurSchool Portal landing page. It features the IDRA logo at the top left, a navigation menu, and a main section titled "IDRA OurSchool Portal" with a sub-header "This portal is designed to help you – educators and community members – find out how well your high school campus is preparing and graduating students, what factors may be weakening school holding power, and what you can do together to address them." Below this are buttons for "Register", "Login", and "Español". A photo of a smiling graduate in a cap and gown is on the right. Below the photo is a section titled "Get Informed. Act." with a sub-header "The portal also has Texas data on college preparatory courses and success of high college as well as figures showing how much is being lost due to the state funding cuts of 2011." Below this is a photo of a group of students working together.

The right screenshot shows a data dashboard for "XYZ HS". It features a navigation menu on the left, a main section titled "College Preparation - Taking Exams" with a sub-header "Percentage of Students Taking College Entrance Exams (SAT/ACT), 2010-11", and a bar chart showing the percentage of students taking SAT and ACT exams. Below the chart is a table of school statistics.

Category	Value
Enrollment	2100
Hispanic American	210
Hispanic	832
White	1058

Simple, free registration is required.

Bilingual: English-Spanish



Interactive Online and Social Media Tools



Get a copy of this PowerPoint presentation

http://www.idra.org/images/stories/Fair_Funding_Now_9292011.ppt

Get handouts: Key Points, Infographics, etc.

http://www.idra.org/Courageous_Connections/Events/Fair_Funding_Now/

Key Points on School Funding Equity

Texas is Rich – But Our Public Schools Are Poor

Texas ranks 43rd in funding per student

Texas is Rich – But Our Public Schools Are Poor



Get the sample resolution

http://www.idra.org/images/stories/Sample_FairFundingNow_Resolution.doc

www.idra.org





**Intercultural Development Research Association
5815 Callaghan Road, Suite 101
San Antonio, Texas 78228**

210-444-1710 • contact@idra.org

www.idra.org

Strengthening schools to work for all children

facebook.

twitter

LinkedIn

facebook.com/IDRAedu

@IDRAedu

