

El Día de los Niños Celebrating Young Americans

**Presented by
Rebeca María Barrera & Merri Longoria Gutiérrez**




Today we will discuss...

- The goals of El Día de los Niños Celebrating Young Americans
- Why we should celebrate El Día de los Niños
- Ways to Celebrate
- How to Organize Your Celebration





El Día de los Niños





El Día de los Niños

- 1996 First National Summit on Young Latinos
- El día del niño in Mexico is April 30
- The first celebration in the United States was April 30, 1998 in San Antonio, TX
- Over 100 cities & organizations celebrate in the U.S.
- The U.S. Senate has passed resolutions every year



National Latino Children's Institute



Celebrating Young Americans

- In Chicago the words “El día de los niños Celebrating Young Americans” were translated into 14 languages.
- In Miami the Cuban American National Council hosted a dance festival featuring the Caribbean cultures in their city.
- In San Juan, Puerto Rico all the bells ring at 10 am.
- In Phoenix, the Centro Cultural Chino booth shows children how to write their names in Chinese characters.
- Throughout the day children are learning about each other and leading the way to understanding their diverse nation.



How to get involved

- What's an official city?
- Download the registration form
- Download the logo

**[http://nlci.org/
initiatives/el-dia-de-los-ninos/](http://nlci.org/initiatives/el-dia-de-los-ninos/)**



National Latino Children's Institute



Why should we do this?



We host this event to:

- Uplift young Latinos
- Reinforce cultural connection
- Address community issues
- Create leadership opportunities for youth





Youth Leaders

- It's their day! Give them a role to play.
- Meet with City Council for a resolution
- Lead the parade
- Manage activities for the younger children





How do we do celebrate?





Create a Work Group

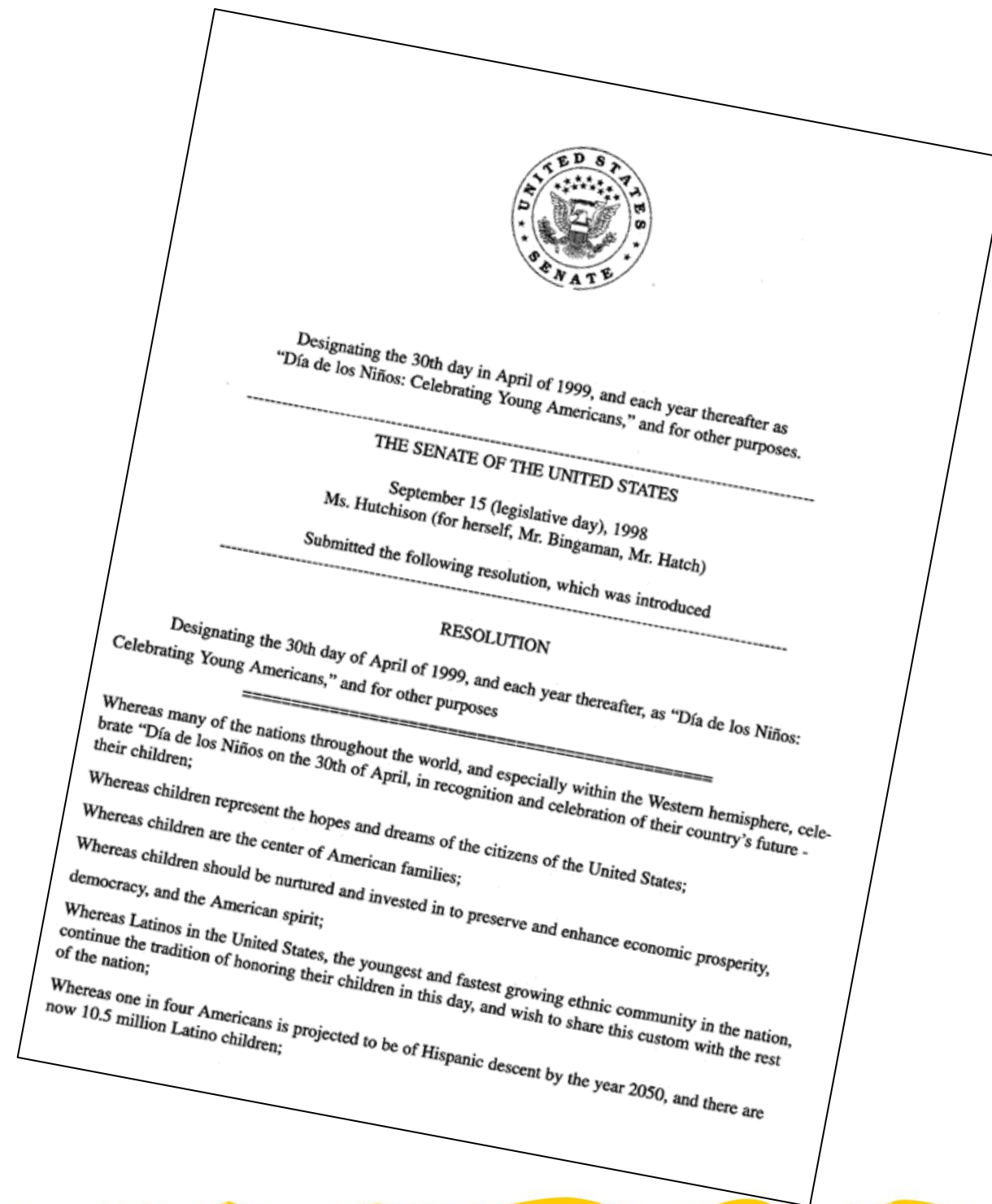
- Create a work group
- Hold focus groups and community summits
- Pass resolutions focused on issues
- Start a community project
- Plan events for April 30





Generate Resolutions

- Write your resolutions so they include your issues
 - Personal
 - School & organization
 - City
 - State
 - National organizations
- Resolutions also give you a mailing list





Create Events

- Milagro display
- Business roundtable
- Policy power breakfast
- Día de los libros at library
- Press event
- Parade
- Children's festival





Build partnerships

- Who else has these concerns?
- Which non-profit groups?
- Which business leaders can you count on?
- Who are your elected officials?
- Find sponsors



National Latino Children's Institute



Volunteers



- Volunteers are the most important participants
- Create shifts
- Give them branded items to wear
- Always say thank you!
- Certificates of service for students





Getting sponsors

- What can you offer a sponsor?
- Match events or activities with type of business
- Cash
- In-kind
- Volunteers
- Awards
- Thank you





Media Plan

- Social media
- Newsprint
- Radio
- Television talk shows
- Posters
- Flyers
- Corporate partners ads



National Latino Children's Institute



April 30

Is the children's Day

How do we do it?



Logistics & Things to Consider

- Timeline
- Worksheets
- School day or weekend?
- Volunteers
- Floor Plan or map of the festival
- Work sheets
- Organizing supplies
- Tables and tents
- Decorations, balloon arches, ribbons
- Signs, banners, stage
- Sound system
- Food and water for volunteers
- Clean up – recycle and other
- Permits
- Insurance
- Security
- Parking School busses
- Kids bringing lunches
- Diaper changing and feeding
- Bathrooms
- Planning for inclement weather
- Marketing
- Communication with social media
- Thank you gifts
- T-shirts, Aprons, and caps
- Certificates for service hours
- Photographer, document the event
- Wi-fi
- Electricity or generators
- Water station
- Trash
- Recycling stations

(Please download the Tip Sheets from NLCI.org)





Children's Parade

Things to consider

- Where to start & end
- Age of participants
- Theme
- Banners & signs
- Decorations, streamers
- Music
- Bicycles, skates, strollers





Opening ceremony

- Who should be on stage?
- Reading of the proclamation or resolution
- Blessing
- Entertainment
- Piñata
- Stage setup
 - Sound
 - Decorations
 - Stage manager





Children's Activities



Milagros

**Dreams
for our
Future**



Tips

- Milagros create a voice
- Design a display
- Collect supplies
- Organize the work space
- Tie scissors to the table!
- Collect the Milagros for the next display





El Encanto del cuento

- Story Telling
- Story Booking
- Oral Histories
- Tech-ing it up!
- Book Readings
- Meet the Author
- Poetry readings





Field Games

- Parachute
- Hula Hoops
- Jump Rope
- Races
- Basketball hoops
- Bicycle Rodeo
- Baleros
- Marbles





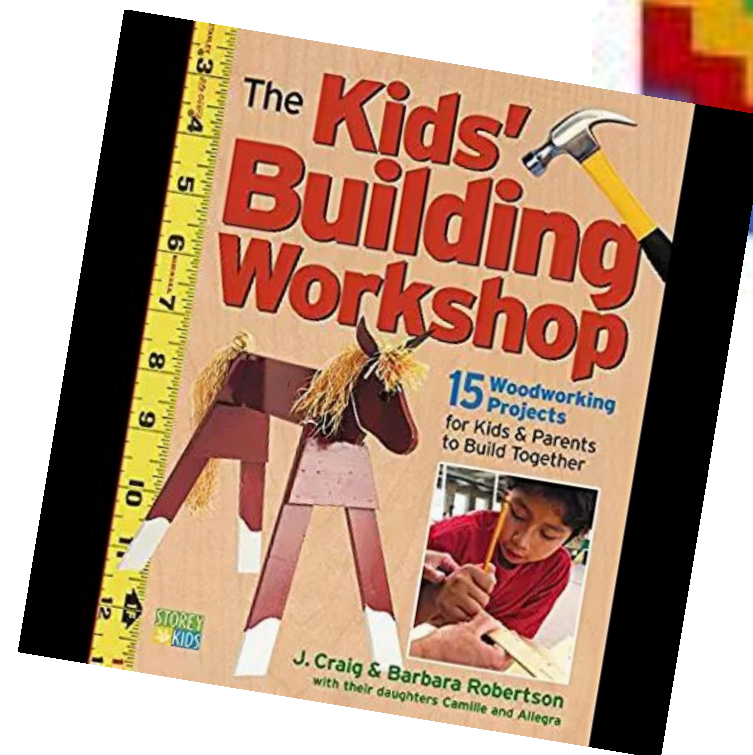
Arts & Crafts

- Popotillo (straw art)
- Repujado (embossed metal)
- Papel picado
- Huichol yarn art
- Ojo de Dios
- Make a hat
- Cascarones
- Macrame (finger knotting)
- String beads for 3-6 yrs
- Papalotes (Kites)
- Tissue paper flowers
- Amate painting
- Face Painting



Building things

- Robotics Simple Assembly
- STEM projects
- Cardboard Carpentry
- Giant Legos for little ones



National Latino Children's Institute



Board Games

- Chess Tournament
- Checkers
- Dominoes
- Lotería





Music & Dance

- Circle games
- Ballet folklórico dance instruction
- Mariachi demos of instruments
- Drumming and making sounds
- Cheerleading demos





Performers on Stage

- Talent show
- Singers
- Dancers
- Theatrical performances
- Puppets
- Poetry Slam





Science for little ones

- Water Play
- Recycling
- Animal care
- Solar power
- Water conservation



National Latino Children's Institute

Safety Zone

- Car seat installation
- Skateboard demo
- Bicycle rodeo
- Fire trucks
- K-9 Unit





Family Information Booths

- Head Start
- Dental and Well–baby checkups
- Health department
- Get a library card
- Teen voter registration
- Zoo, museum, aquarium
- Health insurance





Support stations

- Check in Volunteers
- Information booth with maps
- Supply storage
- First Aid tent
- Lost and found
- Food storage for schools
- Food service



National Latino Children's Institute



Next steps

- Gracias
- Planning committee for next year
- Certificate for community service
- Follow-up on issues
- Fundraising for next year





For more information
www.nlci.org

¡Gracias!
Rebeca María Barrera
Merri Longoria Gutiérrez