



# Pomp & Poor Circumstances

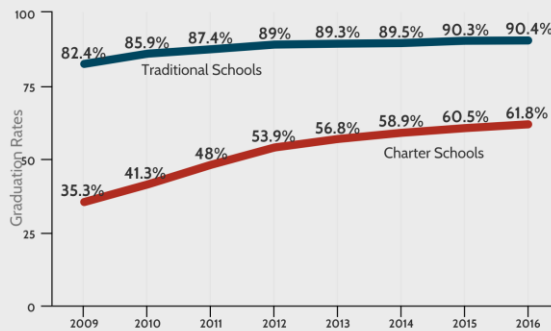
Texas charter schools miss the graduation and accountability mark according to TEA reports

In a supplemental analysis to IDRA's annual attrition study released in October 2017, the Intercultural Development Research Association examined data from the Texas Education Agency to see how Texas charter schools are doing. Highlights are below. See the full study at: <https://budurl.me/IDRAatrn17w>

## Statewide, charter school graduation rates are much lower than traditional public schools

### Graduation Rates

Traditional school districts **90%**  
Charter school districts **62%**  
Class of 2016



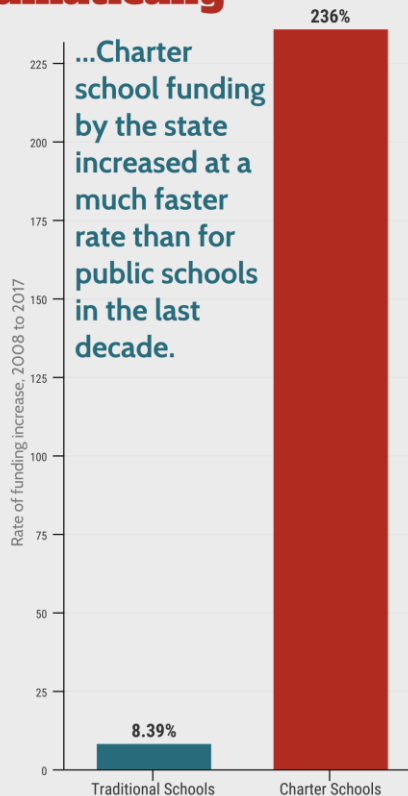
Data Source: Texas Education Agency, Secondary School Completion and Dropouts in Texas Public Schools

Percent of all students served who are considered at risk of dropping out

Traditional schools **50%**  
Charter schools **52%**

## State funding for charter schools has grown dramatically

Texas public schools serve 5.4 million students, while charter schools serve only 273,000...

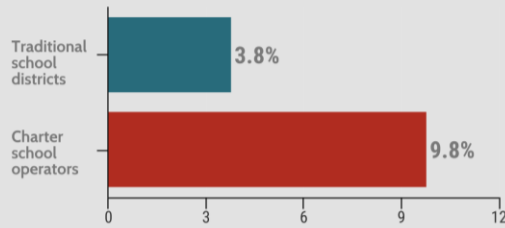


...Charter school funding by the state increased at a much faster rate than for public schools in the last decade.

Data Sources: Texas Attorney General's Office, January 2013; Texas Education Agency, 2017



## Texas charter schools had twice the failure rate of traditional schools in 2016



Percent of Schools Rated by the Texas Education Agency as "Improvement Required"

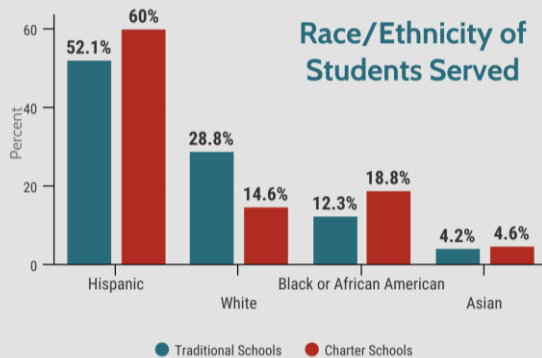
Data Source: Texas Education Agency, Comprehensive Biennial Report on Texas Public Schools, 2016



Texas needs to let go of the claim that charter schools can "rescue" students from their so-called failing neighborhood public schools. As our communities predicted, the data show otherwise. Our families and communities don't need rescuing by lottery. They demand strong neighborhood public schools.

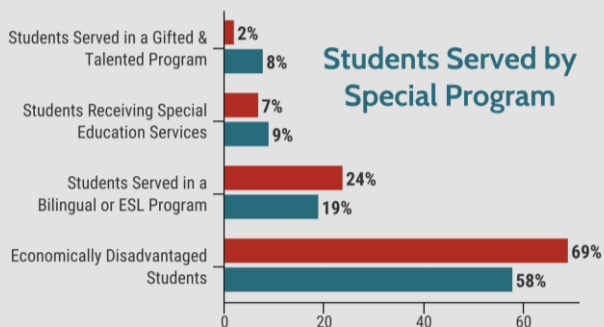
Dr. Maria "Cuca" Robledo Montecel, IDRA President & CEO

## Texas charter schools impact a higher proportion of students of color



See IDRA's Texas Public School Attrition Study 2014-16

<https://budurl.me/IDRAatrn17p>



See the feature on charter school attrition

<https://budurl.me/IDRAatrn17ch>

Data Sources: Texas Education Agency (April 5, 2017) Student Program and Special Populations Reports; PEIMS Standard Reports and Texas Education Agency (April 5, 2017) Student Enrollment Reports; PEIMS Standard Reports. Note: TEA masks some data with aggregates fewer than five students in order to comply with the FERPA. In those cases, the most conservative figure of one was used to calculate the percentages in this graph.

[www.idra.org](http://www.idra.org)

[facebook.com/IDRAed](https://facebook.com/IDRAed)



December 2017, Intercultural Development Research Association · 5815 Callaghan Road, Suite 101 · San Antonio, Texas 78228 · 210-444-1710

Subscribe to our email newsletter:

<https://budurl.me/IDRA-Subscribe>